

# Digital Marketing Trends 2025

Category: Blog at TSI Digital Solution

November 8, 2024



## TSI Digital Solution

### We Reflect Your Wishes

- Services
  - Apps
  - Websites
  - e-Commerce
  - Social Media
  - Graphic Design
  - Branding
  - Copywriting
  - Photo- & Videography
  - Technical
- Projects
- Free Quote
  - Free Quote Websites
  - Free Quote Ecommerce
  - Free Quote Social Media
  - Free Quote Graphic Design
  - Free Quote Copywriting & Translations
  - Free Quote Photo & Videography
  - Free Quote Technical
- Blogs
- Contact
  - Affiliate Program
  - Courses
  - About

- Team TSI
- Languages
  - NL
  - BE


## Hamburger Toggle Menu



- Services
  - Apps
  - Websites
  - e-Commerce
  - Social Media
  - Graphic Design
  - Branding
  - Copywriting

- Photo- & Videography
  - Technical
- Projects
- Free Quote
  - Free Quote Websites
  - Free Quote Ecommerce
  - Free Quote Social Media
  - Free Quote Graphic Design
  - Free Quote Copywriting & Translations
  - Free Quote Photo & Videography
  - Free Quote Technical
- Blogs
- Contact
  - Affiliate Program
  - Courses
  - About
  - Team TSI
- Languages
  - NL
  - BE

Hamburger Toggle Menu



Edit Template

# Digital Marketing Trends 2025

Get An Online Quote

**Revolutionary Changes.**





## **Digital Marketing Trends 2025 Backed by Data (Complete Guide)**

Imagine walking into your office on a typical morning in 2025. Your AI marketing assistant has already analyzed overnight customer behavior patterns, adjusted your campaigns in real-time, and prepared a predictive analysis of today's potential customer interactions. This isn't science fiction – it's the new reality of digital marketing.

As we stand at this pivotal moment in marketing evolution, businesses are witnessing unprecedented changes in how they connect with their audiences. With global digital ad spending projected to hit \$786.2 billion in 2025, and 72% of marketers embracing AI-driven strategies, we're seeing a fundamental shift in what defines marketing success.

## **The Revolutionary Shift That's Reshaping Business Success**

In this comprehensive guide, backed by fresh data and real-world case studies, we'll explore how cutting-edge technologies and evolving consumer behaviors are reshaping the marketing landscape. From AI-powered personalization to immersive metaverse experiences, we'll reveal the strategies that are delivering exceptional ROI in 2025.

Whether you're a seasoned marketing professional or a business owner looking to stay ahead of the curve, this in-depth analysis will equip you with actionable insights to transform your digital marketing strategy.

### **Executive Summary: Key Statistics for 2025**

- Global digital advertising spending projected to reach \$786.2 billion

- 72% of marketers now prioritizing AI-driven personalization
- Virtual and augmented reality marketing expected to grow by 38.7% CAGR
- Voice commerce predicted to hit \$80 billion in annual revenue
- 87% of businesses adopting privacy-first marketing strategies

The Evolution of Digital Marketing: 2024 vs 2025 Comparison

Marketing Aspect	2024 Stats	2025 Projections
AI Adoption	56%	78%
Mobile Traffic	65%	73%
Voice Search	30%	50%
VR Usage	15%	35%
Social Commerce	\$492B	\$604B

Artificial Intelligence in Marketing: Beyond Basic Automation

Case Study #1: Nike’s AI-Driven Personalization

Results:

- 41% increase in customer engagement
- 28% higher conversion rates
- 35% reduction in marketing costs
- 89% customer satisfaction score

Implementation Strategy:

- Advanced customer segmentation using machine learning
- Real-time content personalization
- Predictive analytics for inventory management
- AI-powered customer service chatbots

Industry Statistics:

- 78% of companies using AI saw increased ROI in 2024
- Average cost reduction of 30% in marketing operations
- 65% improvement in customer retention rates
- 92% accuracy in customer behavior prediction

Immersive Marketing Experiences: Success Stories

Case Study #2: IKEA’s Virtual Showroom Revolution

Impact:

- 2.5x increase in online furniture sales

- 67% reduction in product returns
- 89% customer satisfaction with virtual try-ons
- 45% increase in average order value

#### **Technical Implementation:**

- WebXR integration
- 3D product modeling
- Real-time rendering
- Mobile AR compatibility

#### **Market Growth Data:**

- VR market size: \$92.31 billion by 2025
- AR advertising engagement rates: 75% higher than traditional ads
- Average time spent in virtual showrooms: 12 minutes
- Conversion rate increase: 40% compared to standard e-commerce

## **Voice and Visual Search: Statistical Analysis**

### **Case Study #3: Amazon's Voice Commerce Success**

#### **Key Metrics:**

- 55% of households using voice shopping
- 42% reduction in purchase journey time
- 68% increase in repeat purchases
- Average voice cart value: \$85

#### **Industry Benchmarks:**

##### **1 Voice Search Adoption:**

- 65% of 25-49 year olds speak to their devices daily
- 40% of all searches are voice-based
- 30% of web browsing sessions without a screen
- 25% of all shopping queries via voice

##### **2. Visual Search Performance:**

- 62% higher engagement rates
- 45% increase in basket size
- 36% higher conversion rates

## **Privacy-First Marketing: Data and Implementation**

### **Case Study #4: Procter & Gamble's Privacy Strategy**

#### **Results:**

- 48% increase in first-party data collection
- 35% improvement in targeting accuracy

- 25% reduction in advertising costs
- 82% customer trust rating

**Market Statistics:**

- 92% of consumers demand data transparency
- 75% higher engagement with privacy-compliant campaigns
- 45% increase in opt-in rates with value exchange
- 30% cost reduction in customer acquisition

**Social Commerce Evolution: By the Numbers**

**Case Study #5: Sephora’s Social Shopping Integration**

**Achievement Metrics:**

- 85% increase in mobile sales
- 56% higher customer retention
- 93% positive feedback on live shopping
- 47% reduction in customer acquisition costs

Platform	2024 Revenue	2025 Projection
Instagram	\$65B	\$89B
TikTok	\$45B	\$72B
Facebook	\$85B	\$98B
Pinterest	\$25B	\$34B

**SEO Optimization Guide for 2025**

**Technical SEO Checklist:**

**1. Core Web Vitals**

- LCP < 2.5s
- FID < 100ms
- CLS < 0.1

**2. Mobile Optimization**

- Responsive design
- Mobile-first indexing
- Touch-friendly navigation

**3. Voice Search Optimization**

- Natural language processing
- Question-based content
- Featured snippet optimization



Performance Benchmarks:

- Page load speed: < 3 seconds
- Mobile responsiveness: 100% score
- Core Web Vitals: All “Good” metrics
- HTTPS security: Mandatory
- Site structure: Clear hierarchy

Implementation Timeline for 2025

Q1 2025:

- AI integration planning
- Privacy framework development
- Technical SEO audit
- Team training initiation

Q2 2025:

- Voice search optimization
- Social commerce integration
- Data collection restructuring
- Content strategy alignment

Q3 2025:

- Immersive experience launch
- Privacy measures implementation
- Analytics framework upgrade
- Performance monitoring setup

Q4 2025:

- Full AI deployment
- Cross-channel integration
- ROI assessment
- Strategy refinement

Future-Proofing Your Digital Marketing

Investment Priority Matrix:

Technology	ROI Potential	Implementation Cost	Priority Level
AI/ML	300%	High	Critical
AR/VR	250%	Medium	High
Voice Search	200%	Low	Medium
Privacy Tech	180%	Medium	Critical

# Actionable Takeaways

## Immediate Actions:

1. Conduct a digital maturity assessment
2. Develop an AI integration roadmap
3. Create a privacy-first data strategy
4. Build immersive experience capabilities

## Long-term Strategy:

1. Invest in emerging technologies
2. Focus on customer experience
3. Maintain agile marketing approach
4. Prioritize sustainable practices

## Conclusion: The Path Forward


The digital marketing landscape of 2025 demands a sophisticated approach combining data-driven insights with innovative technologies. Success will depend on:

- Strategic technology adoption
- Privacy-conscious practices
- Immersive customer experiences
- Agile marketing operations

## Frequently Asked Questions (FAQ)

**What are the key digital marketing statistics for 2025?**





Key stats include global digital ad spending hitting \$786.2 billion, 72% of marketers prioritizing AI-driven personalization, VR/AR marketing growing by 38.7% CAGR, voice commerce reaching \$80 billion, and 87% of businesses adopting privacy-first strategies.

**How effective is AI in marketing, based on real data?**






The data shows significant results: companies using AI saw increased ROI (78%), average marketing cost reductions of 30%, and a 65% improvement in customer retention. Nike's case study specifically reported a 41% engagement increase, 28% higher conversion rates, and 35% lower marketing costs using AI.

**Do immersive experiences like virtual showrooms actually improve sales?**





Yes, backed by IKEA's case study. Their virtual showroom led to a 2.5x increase in online furniture sales, a 67% reduction in returns, and a 45% increase in average order value. The market data also shows VR/AR ads have 75% higher engagement.

**What is the impact of voice search and voice commerce?**








40% of all searches are voice-based and 55% of households use voice shopping. Amazon's success metrics show voice shopping reduces purchase journey time by 42% and increases repeat purchases by 68%, with an average voice cart value of \$85.

**What are the technical SEO requirements for 2025?**





The 2025 checklist mandates Core Web Vitals targets (LCP <2.5s, FID <100ms, CLS <0.1), full mobile optimization, HTTPS security, and voice search optimization using natural language and question-based content.

Key stats include global digital ad spending hitting \$786.2 billion, 72% of marketers prioritizing AI-driven personalization, VR/AR marketing growing by 38.7% CAGR, voice commerce reaching \$80 billion, and 87% of businesses adopting privacy-first strategies.

The data shows significant results: companies using AI saw increased ROI (78%), average marketing cost reductions of 30%, and a 65% improvement in customer retention. Nike's case study specifically reported a 41% engagement increase, 28% higher conversion rates, and 35% lower marketing costs using AI.

Yes, backed by IKEA's case study. Their virtual showroom led to a 2.5x increase in online furniture sales, a 67% reduction in returns, and a 45% increase in average order value. The market data also shows VR/AR ads have 75% higher engagement.

40% of all searches are voice-based and 55% of households use voice shopping. Amazon's success metrics show voice shopping reduces purchase journey time by 42% and increases repeat purchases by 68%, with an average voice cart value

of \$85.

The 2025 checklist mandates Core Web Vitals targets (LCP <2.5s, FID <100ms, CLS <0.1), full mobile optimization, HTTPS security, and voice search optimization using natural language and question-based content.

Reach Out to Us

**Ready to Implement Your 2025 Strategy?**

Book a free consultation to audit your marketing against the 2025 benchmarks.

**Contact TSI Digital Solution today and our experts will help you build your AI integration and privacy-first roadmap.**

**Leave a Reply**

Logged in as TSI Digital Solution. [Edit your profile.](#) [Log out?](#) Required fields are marked \*

Message\*

Post Comment

[Go Back >](#)

[Get Yours Now](#)

I

**TSI Digital Solution**  
**We Reflect Your Wishes**  
**Contact**



TSI Digital Solution  
(Brand of PT Tripple SoRa Indonesia)

Jl. Sunset Road No.815 Seminyak, Kuta, Badung, Bali – 80361, Indonesia




TSI Digital Solution  
(Brand of PT Tripple SoRa Indonesia)

Jl. Sunset Road No.815 Seminyak, Kuta, Badung, Bali – 80361, Indonesia





+(62) 813-3936-1507



[contact@tsidigitalsolution.my.id](mailto:contact@tsidigitalsolution.my.id)



tsidigitalsolution.my.id  
www.tsidigitalsolution.be  
www.tsidigitalsolution.nl


## Services

- Websites/e-Commerce
- Apps
- AI Agents
- Technical/SEO
- Branding
- Social Media

- Graphic Design
- Copywriting
- Photo-& Videography



Facebook



Instagram



TikTok



YouTube



LinkedIn

Copyright © 2022 –

TSI Digital Solution | All rights reserved.

[Edit Template](#)