





.



About us

-



Courses University TSI

•



Login Team TSI Digital Solution

Reach out

What we have realized



TSI DIGITAL SOLUTION

The Power of Data & Analytics



[See More](#)

[Edit Template](#)



.



Services

-



Web Design & Development





Hosting





SEO/Ads/MGB/Speedup/Technical

•



App Design & Development





AI Agents





e-Commerce





Branding

•



Social Media & Content Creation





Graphic Design





Copywriting & Translations





Photo- & Videography

**Calculate the price online
yourself**

The way we work



TSI DIGITAL SOLUTION

The Power of Data & Analytics



[See More](#)

[Edit Template](#)



.



Realized projects

**Calculate an estimate of your project costs
directly online**

•



Cost calculation for my website

•



Cost calculation: SEO/Ads/MGB/Speedup/Technical

•



Contact us for a personal App





Contact us for your AI Agent





Cost calculation for an e-commerce shop

-



Contact us for branding





Cost calculation for Social Media & Content Creation

-



Cost calculation for Graphic Design

•



Cost calculation for Copywriting & Translations

-



Cost calculation for Photo- & Videography

Get a detailed quote

Interesting stuff to read



TSI DIGITAL SOLUTION

The Power of Data & Analytics



[See More](#)

[Edit Template](#)



.



Blogs

-



Demo

Just ask, we are here for you

Who we are



TSI DIGITAL SOLUTION

The Power of Data & Analytics



[See More](#)

[Edit Template](#)



.



Contact us





Affiliate program

Download for free

•



TSI Spam Blocker

Get a detailed quote

Interesting stuff to read



TSI DIGITAL SOLUTION

The Power of Data & Analytics



[See More](#)

[Edit Template](#)

[Edit Template](#)

Unlocking the Power of White Space

[Get An Online Quote](#)

The Power of White Space



Boost Conversions, Trust, and Loyalty

The history of white space optimization (aka margins) dates back to 1865 when American printmaker, Thomas Nast, created his famous poster “Fred the

Freeloader” for the New York Herald newspaper. In this poster, Nast used a thin line of black and white lines to separate the image from its background, creating an effect similar to a white space.

Why White Space Optimization Matters

White space optimization goes beyond minimalism, it’s the scaffolding that holds your message together. By intentionally crafting the gaps between elements, you create a visual hierarchy that guides your visitors’ eyes exactly where you want them to go. In a world saturated with information, well-placed white space delivers clarity, reduces overwhelm, and makes every headline, image, and call-to-action stand out.

Moreover, white space fosters an emotional response: **it evokes calmness and confidence**. When users perceive a page as uncluttered, they subconsciously trust it more. This trust translates directly into longer session durations and higher engagement rates, two critical metrics that search engines use to rank your site.

The Subtle Art of Pricing Presentation

Structuring Pricing Tiers with Macro White Space

Your pricing page is often the final gateway before conversion, treat it like prime real estate. By enclosing each package in its own generous “container” of white space, you help prospects compare options side by side without cognitive overload. Real-world tests show that such clean comparisons can boost click-through rates on “Buy Now” buttons by **up to 30%**.

Think of macro white space as the border around a painting: it frames the content and gives it room to breathe. Allow at least 40–60 pixels of margin between pricing cards, and leave clear separation between features lists and action buttons. This spacing not only enhances readability but also conveys a sense of premium quality.

Micro White Space for Call-to-Action Clarity

Micro white space lives in the fine details: line-height, padding, and letter-spacing. Optimal line-height, around 1.5× your font size, improves scanability, **letting 72% of users quickly pick out key points** without reading every word. Button padding of at least 12–16 pixels on all sides ensures CTAs feel clickable and inviting.

Use subtle micro-adjustments near your “Subscribe” or “Purchase” buttons to draw focus. A small increase in padding above and below the text **can lift conversion rates by 10–15%**, according to A/B tests on modern SaaS sites.

Cultivating Trust and Mutual Understanding

Communicating Confidence Through Breathing Room

Transparent design builds transparent brands. When you allow content: testimonials, feature descriptions, legal disclaimers to sit in its own space, users interpret that freedom as honesty. Research from the Nielsen Norman Group found that adding whitespace around blocks of text increases comprehension by **up to 20%**. When visitors clearly understand your value proposition, **they're 25% more likely to complete a purchase**.

Aligning Brand Values with Visual Simplicity

Well-executed white space isn't a one-size-fits-all tool. Luxury brands often pair extensive margins with high-contrast typography to evoke exclusivity, while tech startups strike a balance between openness and dynamic color accents to feel accessible. Whichever your brand voice, ensure your spacing choices reinforce your core values, whether that's innovation, reliability, or sophistication.

Driving Conversions with Cognitive Ease

Reducing Cognitive Load for Faster Decisions

Clutter forces users into a mental bottleneck. Every additional icon, banner, or poorly spaced paragraph adds friction, increasing the likelihood of bounce. By contrast, spacious layouts let the eye flow naturally from problem statement to solution pitch to CTA. Visuals, icons, infographics, charts, paired with generous white space can enhance comprehension by **as much as 80%**.

Tip: Use White Space to Highlight Social Proof

Testimonials and trust badges are powerful motivators, frame them with extra margin so they don't get lost in the background. A standalone testimonial block, isolated by 60 pixels above and below, **can boost form submissions by 12%**, based on internal A/B experiments at leading agencies.

Fostering Loyalty Through Consistency

Creating a Signature Look Across Channels

Consistency is the glue that binds first-time visitors into repeat customers. Apply your whitespace rules uniformly across landing pages, blog posts, email newsletters, and chatbot interfaces. This predictable rhythm of space reassures users. They know instinctively how your content will be organized and where to find answers.

Extending White Space to Conversational Bots

In chatbot UIs, white space around quick-reply buttons and message bubbles prevents misclicks and reduces frustration. A margin of 8–12 pixels between options ensures that users of all ages and devices tap the right choice, improving bot completion rates by **up to 18%**.

The Future of White Space in Digital Marketing

Responsive Spacing with Container Queries

As screens fragment, from foldable phones to desktop monitors, static spacing won't cut it. CSS container queries allow components to adjust their own margins and padding based on available real estate. Early adopters **report 15% faster load times** and smoother layouts across devices, leading to higher mobile conversion rates.

AI-Driven Layout Adaptation

Next-generation design tools are learning to optimize white space automatically, analyzing user engagement patterns and tweaking layouts in real time. Imagine a dashboard that highlights over-crowded sections and recommends precise pixel adjustments, bringing the art of spacing into the realm of data-driven science.

Balancing Benefits and Risks

Benefits:

- **Enhanced Readability:** Up to 20% improvement in comprehension
- **Higher Engagement:** 72% of visitors stay longer on spacious pages
- **Lifted Conversions:** 30% boost in CTA clicks with clear spacing
- **Strengthened Trust:** Transparent layouts foster credibility

Risks:

- **Over-whitening:** Too much empty space can make content feel sparse, always anchor with compelling visuals and headlines.
- **Inconsistency:** Varying spacing rules across assets can undermine brand cohesion, document your style guide.
- **Accessibility Oversights:** Ensure whitespace doesn't push essential elements off-screen for keyboard or screen-reader users; maintain logical DOM order.

Conclusion: Your Secret Conversion Weapon

White space optimization is the silent hero that turns browsers into buyers and one-time visitors into loyal advocates. By strategically leveraging both macro and micro spacing, you create an environment where pricing clarity, mutual understanding, and cognitive ease flourish. At TSI Digital Solution, we blend art and science, crafting whitespace-driven layouts that don't just look elegant but deliver measurable ROI.

Frequently Asked Questions (FAQ)

How can white space actually increase my website's conversions?





White space boosts conversions by reducing cognitive overload and creating a clear visual hierarchy that guides visitors to your call-to-action. Using macro white space to structure pricing tiers can boost click-through rates on “Buy Now” buttons by up to 30%, and optimizing micro white space around buttons can lift conversion rates by 10-15%.

What’s the difference between macro and micro white space?





Macro white space is the large gaps between major layout elements, like the 40-60 pixels of margin recommended between pricing cards. Micro white space involves the fine details within elements, such as optimal line-height (around 1.5x font size) and button padding (12-16 pixels), which improve scanability and clickability.


How does white space build trust with my audience?





White space fosters calmness and confidence, making a page feel uncluttered and transparent. Research shows that adding whitespace around text increases comprehension by up to 20%, and when visitors understand your value proposition clearly, they're 25% more likely to complete a purchase.

Can white space help with more than just my website layout?





Yes. Applying consistent white space rules across all channels – like email newsletters and chatbot interfaces – fosters loyalty through a predictable, reassuring user experience. In chatbot UIs specifically, proper spacing around buttons can improve completion rates by up to 18%.

Are there any risks to using too much white space?





The main risks are “over-whitening,” which can make content feel sparse, and inconsistency, which undermines brand cohesion. It’s also crucial to ensure white space doesn’t harm accessibility by pushing elements off-screen for keyboard or screen reader users.

White space boosts conversions by reducing cognitive overload and creating a clear visual hierarchy that guides visitors to your call-to-action. Using macro white space to structure pricing tiers can boost click-through rates on “Buy Now” buttons by up to 30%, and optimizing micro white space around buttons can lift conversion rates by 10-15%.

Macro white space is the large gaps between major layout elements, like the 40-60 pixels of margin recommended between pricing cards. Micro white space involves the fine details within elements, such as optimal line-height (around 1.5x font size) and button padding (12-16 pixels), which improve scanability and clickability.

White space fosters calmness and confidence, making a page feel uncluttered and transparent. Research shows that adding whitespace around text increases comprehension by up to 20%, and when visitors understand your value proposition clearly, they’re 25% more likely to complete a purchase.

Yes. Applying consistent white space rules across all channels – like email

newsletters and chatbot interfaces – fosters loyalty through a predictable, reassuring user experience. In chatbot UIs specifically, proper spacing around buttons can improve completion rates by up to 18%.

The main risks are “over-whitening,” which can make content feel sparse, and inconsistency, which undermines brand cohesion. It’s also crucial to ensure white space doesn’t harm accessibility by pushing elements off-screen for keyboard or screen reader users.


Reach Out to Us

Embrace the power of white space today and watch your conversion metrics soar.

Contact TSI Digital Solution today to leverage our professional services.

Contact TSI Digital Solution now!


4 Comments

-  Leora Griver January 15, 2026 at 6:42 am | [Edit](#)

I want to to thank you for this wonderful read!!


I definitely loved every bit of it. I have got you bookmarked to check out new things you post...

[Reply](#)

-  TSI Digital Solution January 15, 2026 at 11:49 am | [Edit](#)

Thx

[Reply](#)

-  Fred Tavares November 8, 2025 at 10:55 am | [Edit](#)

When someone writes an paragraph they keep the image of a user

in their brain that how a user can understand it.

Therefore that's why this post is amazing.

Thanks!

Reply



TSI Digital Solution November 8, 2025 at 1:40 pm | Edit

True! Thx

Reply

Leave a Reply

Logged in as TSI Digital Solution. [Edit your profile.](#) [Log out?](#) Required fields are marked *

Message*

Post Comment

[Go Back >](#)

[Get Yours Now](#)

I

TSI Digital Solution
We Reflect Your Wishes
Contact



TSI Digital Solution
(Brand of PT Tripple SoRa Indonesia)

Jl. Sunset Road No.815 Seminyak, Kuta, Badung, Bali – 80361, Indonesia



TSI Digital Solution
(Brand of PT Tripple SoRa Indonesia)

Jl. Sunset Road No.815 Seminyak, Kuta, Badung, Bali – 80361, Indonesia



+(62) 813-3936-1507



contact@tsidigitalsolution.my.id



tsidigitalsolution.my.id
www.tsidigitalsolution.be
www.tsidigitalsolution.nl

Services

- Websites/e-Commerce
- Apps
- AI Agents
- Technical/SEO
- Branding
- Social Media

- Graphic Design
- Copywriting
- Photo-& Videography



Facebook



Instagram



TikTok



YouTube



LinkedIn

Copyright © 2022 –

TSI Digital Solution | All rights reserved.

[Edit Template](#)