

The Anatomy of a Perfect Website

Category: Websites Blog

February 10, 2025





TSI Digital Solution

We Reflect Your Wishes

- Services
 - Apps
 - Websites
 - e-Commerce
 - Social Media
 - Graphic Design
 - Branding
 - Copywriting
 - Photo- & Videography
 - Technical
- Projects
- Free Quote
 - Free Quote Websites
 - Free Quote Ecommerce
 - Free Quote Social Media
 - Free Quote Graphic Design
 - Free Quote Copywriting & Translations
 - Free Quote Photo & Videography
 - Free Quote Technical
- Blogs
- Contact
 - Affiliate Program
 - Courses
 - About

- Team TSI
- Languages
 - NL
 - BE




Hamburger Toggle Menu



- Services
 - Apps
 - Websites
 - e-Commerce
 - Social Media
 - Graphic Design
 - Branding
 - Copywriting

- Photo- & Videography
 - Technical
- Projects
- Free Quote
 - Free Quote Websites
 - Free Quote Ecommerce
 - Free Quote Social Media
 - Free Quote Graphic Design
 - Free Quote Copywriting & Translations
 - Free Quote Photo & Videography
 - Free Quote Technical
- Blogs
- Contact
 - Affiliate Program
 - Courses
 - About
 - Team TSI
- Languages
 - NL
 - BE

Hamburger Toggle Menu




Edit Template

The Anatomy of a Perfect Website

Get An Online Quote

The Anatomy of a Perfect Website





A Fresh Perspective on Design, Structure & Conversion

Imagine walking into a store that looks stunning, modern design, beautiful lighting, and the latest products on display. But the aisles are confusing, no one helps you find what you need, and the checkout process is a nightmare. Would you stay? Probably not.

A website is no different. **Great design is just the beginning.** A perfect website must be intuitive, emotionally engaging, and built for conversion. In today's digital landscape, where **88% of users never return to a site after a bad experience** (Google UX Report), businesses can't afford to make mistakes.

But what does a **perfect website** actually look like? Let's break it down.

Structure: Why a Website Should “Feel” Right

A well-organized website forms the backbone of a successful digital presence. When your site's structure is logical and intuitive, users can effortlessly find what they're looking for, resulting in higher engagement and better conversion rates. In this section, we discuss the importance of intuitive navigation and consistent layouts to ensure your website feels natural and user-friendly.

Intuitive Navigation That Flows

A flawless website isn't just about beautiful visuals, it must work seamlessly for the user. Gone are the days when the “**3-click rule**” was enough. Instead, focus on creating an experience where navigation feels instinctive. When users arrive at your site, they should immediately know where to find the information they need. For example, think about how effortlessly you browse Netflix without needing a tutorial. This level of

intuitive design is key to keeping visitors engaged and reducing frustration. In fact, research from the Google UX Report shows that **88% of users won't return to a website** after a bad experience.

Simple and Consistent Layouts

Every page on your website should follow a logical, consistent pattern. Consistency in layout minimizes the cognitive load on visitors, allowing them to concentrate on the content rather than figuring out where to click next. A simple, clear structure with a few primary categories (ideally between 5 and 7) will help users navigate your site with ease. When navigation feels natural, you not only enhance user satisfaction but also improve your website's conversion rates.

White Space: The Secret Weapon of High-End Brands

White space, often misunderstood as wasted space, is a powerful design tool that can elevate your website's overall appeal. It creates an open, breathable layout that highlights the most critical elements and enhances readability. In this section, we'll explore why white space is crucial and how to use it effectively to convey a sense of luxury and clarity.

The Impact of White Space on User Experience

White space might seem like wasted space to some, but it's a powerful tool when used correctly. Top brands like Apple and Tesla know that minimalism exudes luxury. White space helps to create a clean, organized look that guides the user's eye to what truly matters, your headlines, call-to-action buttons, and key visuals. According to the Nielsen Norman Group, proper use of white space **can improve content comprehension by 20%**.

How to Effectively Use White Space

To achieve that premium, uncluttered look, focus on keeping paragraphs short and ensuring there's enough room between text lines and around key elements. This breathing space not only makes the content more digestible but also adds an element of elegance to your design. By embracing white space, you allow your website to communicate clarity and professionalism, which in turn builds trust with your visitors.

Fonts & Readability: Your Website's Hidden Voice

Typography is more than just an aesthetic choice, it's a crucial element that influences user engagement and conversion. The right fonts can enhance readability, set the tone for your brand, and make your content more accessible. In this section, we delve into the science behind typography and offer best practices for selecting fonts that work.

The Importance of Typography in Conversion

Typography does more than just display your text, it sets the tone for your

entire brand. A well-chosen font can communicate modernity, trustworthiness, or even creativity without the visitor needing to read a single word. For instance, sans-serif fonts such as Montserrat or Open Sans are often preferred for their clean and modern appearance, making them ideal for body text on digital screens. Studies, including research from MIT, suggest that good typography **can increase reading speed by 20%** and significantly boost user engagement.

Best Practices for Font Selection

When selecting fonts, ensure that your body text is **at least 16px** to maintain readability across devices. **Use bold, easy-to-scan fonts for headings and limit the use of decorative fonts to logos or select headlines.** This strategy not only enhances the aesthetic appeal of your website but also improves usability, ensuring that your content is accessible and engaging for all visitors.

Color Psychology: Making People Click Without Them Realizing It

Colors can evoke emotions and influence behavior more powerfully than you might expect. The strategic use of color can guide users' actions, instill trust, and create a compelling user experience. In this section, we explore how color psychology can be harnessed to subtly steer your visitors toward taking action.

Understanding the Emotions Behind Colors

Colors are not just about making a website look appealing, they're a **psychological tool** that can subtly influence behavior. Blue, for example, is widely used by financial institutions and tech companies because it evokes a sense of trust and reliability. Red, on the other hand, is perfect for creating a sense of urgency during sales or special promotions. Each color carries its own set of associations that, when applied strategically, can drive users to take action without them even realizing it.

- **Blue** builds trust (banks, SaaS brands, corporate sites).
- **Red** triggers urgency (sales pages, fast-food chains).
- **Green** signifies growth and health (eco-brands, finance).
- **Yellow** grabs attention and creates excitement (CTAs, promotions).

Optimizing Colors for Maximum Conversion

Effective use of color involves more than choosing a palette that looks good together. It requires a keen understanding of contrast and emphasis. For instance, research from HubSpot indicates that changing a call-to-action button from green to red can boost **conversion rates by up to 21%**. The trick is to maintain a **neutral background while using vibrant, contrasting colors to highlight the most important elements** on your page. This approach not only makes your CTAs stand out but also guides the user's eye directly to where you want them to focus.

Conversion Killers and How to Overcome Them

Even the most visually appealing website can fail if it doesn't convert visitors into customers. Conversion obstacles often stem from issues like slow loading speeds, unclear CTAs, and complicated forms. In this section, we identify common conversion killers and provide actionable strategies to overcome them.

Tackling Slow Loading Speeds

A slow-loading website is one of the biggest obstacles to conversion. Studies by Google reveal that a one-second delay in page load time **can lead to a 7% reduction in conversions**. To avoid this pitfall, optimize images, implement lazy loading, and minimize unnecessary scripts. By streamlining your website's performance, you ensure that visitors don't lose patience before they even get a chance to explore what you offer.

Creating Effective CTAs and Simplifying Forms

Even the most visually stunning website will fall short if it fails to convert visitors into customers. Weak call-to-action (CTA) phrases or overly complicated forms can deter even the most interested users. Instead of generic prompts like "Learn More," opt for specific, action-driven language such as "Get My Free Guide" or "Book a 15-Minute Strategy Call." Additionally, keep your forms short – ideally, no more than 3 to 5 fields – and offer features like autofill to reduce friction. Simplifying these elements makes the conversion process seamless, encouraging users to take the next step.

The Future of Website Design

The digital world is evolving rapidly, and staying ahead means anticipating future trends today. Emerging technologies such as AI and voice search are reshaping how users interact with websites. In this section, we look at the future of website design, exploring how innovations will redefine online experiences and what you can do to remain competitive.

Embracing AI-Driven Personalization and Voice Search

The digital landscape is evolving rapidly, and the websites of tomorrow will need to adapt accordingly. One major trend is AI-powered personalization, where websites dynamically adjust content based on individual user behavior. Another emerging trend is voice search optimization. With estimates suggesting that **55% of households will have voice assistants by 2027 (Statista)**, optimizing your content for natural language queries is no longer optional, it's essential for staying competitive.

The Rise of Immersive, Interactive Web Experiences

Future websites are set **to move beyond static pages**. Interactive elements such as scroll-triggered animations, immersive storytelling, and even 3D

visuals are becoming more commonplace. These features not only enhance the user experience but also create a memorable digital journey that can set your brand apart. However, with these advances come risks, such as increased complexity and the potential for slower load times. The key will be to balance innovation with performance, ensuring that your website remains both cutting-edge and user-friendly.

- **AI-driven personalization** – Sites that change dynamically based on user behavior.
- **Voice search optimization** – By 2027, **55% of households will have voice assistants** (Statista). Websites must be optimized for **natural language queries**.
- **Zero-click searches** – Google is keeping more users on search results pages. To stand out, websites need **rich snippets, structured data, and fast-loading pages**.
- **Immersive web experiences** – Think **scroll-triggered animations, interactive storytelling, and 3D visuals**.

Conclusion


A perfect website is far more than just a collection of visually appealing elements. It's a dynamic, user-centric platform that balances stunning design with seamless functionality. By focusing on intuitive structure, leveraging the power of white space, choosing the right typography, employing strategic color psychology, and addressing conversion obstacles head-on, you can create a website that not only captures attention but also drives tangible results.

At TSI Digital Solution, we understand that building the perfect website is an evolving journey. We're here to help you navigate these trends and transform your digital presence into an experience that delights users and converts visitors into loyal customers.

Frequently Asked Questions (FAQ)

What's more important than the "3-click rule" for website navigation?






The outdated “3-click rule” is less important than creating an experience where navigation feels **instinctive and intuitive**. Users should immediately know where to find what they need, similar to browsing Netflix, to keep them engaged and reduce frustration.

How does white space actually improve my website?






White space is a powerful design tool, not wasted space. It creates a breathable layout that highlights critical elements and improves readability. Proper use can **improve content comprehension by 20%** (Nielsen Norman Group) and conveys a sense of luxury and clarity, as used by brands like Apple.

What's the impact of typography on conversion?






Typography sets your brand's tone and directly influences engagement. The right fonts can increase reading speed by 20% (MIT research). Best practices include using clean, sans-serif fonts like Montserrat for body text at **at least 16px** and limiting decorative fonts to headlines or logos for better usability.

Which colors are best for call-to-action buttons?






Color psychology can subtly drive action. While blue builds trust and red triggers urgency, the key is **contrast and emphasis**. Research cited from HubSpot indicates that simply changing a CTA button color (e.g., from green to red) can **boost conversion rates by up to 21%**. Use vibrant, contrasting colors against a neutral background.

What are the biggest technical obstacles to conversion?





The major conversion killers are **slow loading speeds** and **complicated forms**. A one-second delay can reduce conversions by 7% (Google). Solutions include optimizing images, using lazy loading, simplifying forms to **3-5 fields**, and replacing generic CTAs like “Learn More” with specific, action-driven language.

The outdated “3-click rule” is less important than creating an experience where navigation feels **instinctive and intuitive**. Users should immediately know where to find what they need, similar to browsing Netflix, to keep them engaged and reduce frustration.

White space is a powerful design tool, not wasted space. It creates a breathable layout that highlights critical elements and improves readability. Proper use can **improve content comprehension by 20%** (Nielsen Norman Group) and conveys a sense of luxury and clarity, as used by brands like Apple.

Typography sets your brand’s tone and directly influences engagement. The right fonts can increase reading speed by 20% (MIT research). Best practices include using clean, sans-serif fonts like Montserrat for body text at **at least 16px** and limiting decorative fonts to headlines or logos for better usability.

Color psychology can subtly drive action. While blue builds trust and red

triggers urgency, the key is **contrast and emphasis**. Research cited from HubSpot indicates that simply changing a CTA button color (e.g., from green to red) can **boost conversion rates by up to 21%**. Use vibrant, contrasting colors against a neutral background.

The major conversion killers are **slow loading speeds** and **complicated forms**. A one-second delay can reduce conversions by 7% (Google). Solutions include optimizing images, using lazy loading, simplifying forms to **3-5 fields**, and replacing generic CTAs like “Learn More” with specific, action-driven language.

Reach Out to Us

Transform Your Digital Presence

Inspired by the anatomy of a perfect website? Let TSI Digital Solution help you build it. We combine intuitive design, conversion-focused strategies, and future-ready trends to create a website that delights users and drives results.

Contact TSI Digital Solution today for a consultation.

Leave a Reply

Logged in as TSI Digital Solution. [Edit your profile](#). [Log out?](#) Required fields are marked *

Message*


Post Comment

[Go Back >](#)

[Get Yours Now](#)


I

TSI Digital Solution
We Reflect Your Wishes
Contact



TSI Digital Solution
(Brand of PT Tripple SoRa Indonesia)

Jl. Sunset Road No.815 Seminyak, Kuta, Badung, Bali – 80361, Indonesia




TSI Digital Solution
(Brand of PT Tripple SoRa Indonesia)

Jl. Sunset Road No.815 Seminyak, Kuta, Badung, Bali – 80361, Indonesia



+(62) 813-3936-1507



contact@tsidigitalsolution.my.id



tsidigitalsolution.my.id
www.tsidigitalsolution.be
www.tsidigitalsolution.nl


Services

- Websites/e-Commerce
- Apps
- AI Agents
- Technical/SEO
- Branding
- Social Media


- Graphic Design
- Copywriting
- Photo-& Videography



Facebook



Instagram



TikTok



YouTube



LinkedIn

Copyright © 2022 –

TSI Digital Solution | All rights reserved.

[Edit Template](#)